



---

# **Review: Scientific Research-Based Interventions (SRBI)**

Presentation to Easton and Redding Boards of Education  
June 8, 2010

# What Are Scientific Research-Based Interventions (SRBI)?

---

- Comprehensive, multi-tiered intervention process to enable early identification and intervention for students at academic or behavioral risk
- Differentiated levels of instructional/behavioral interventions to increase student achievement for ALL students
- An alternative to the discrepancy model for the identification of students with learning disabilities



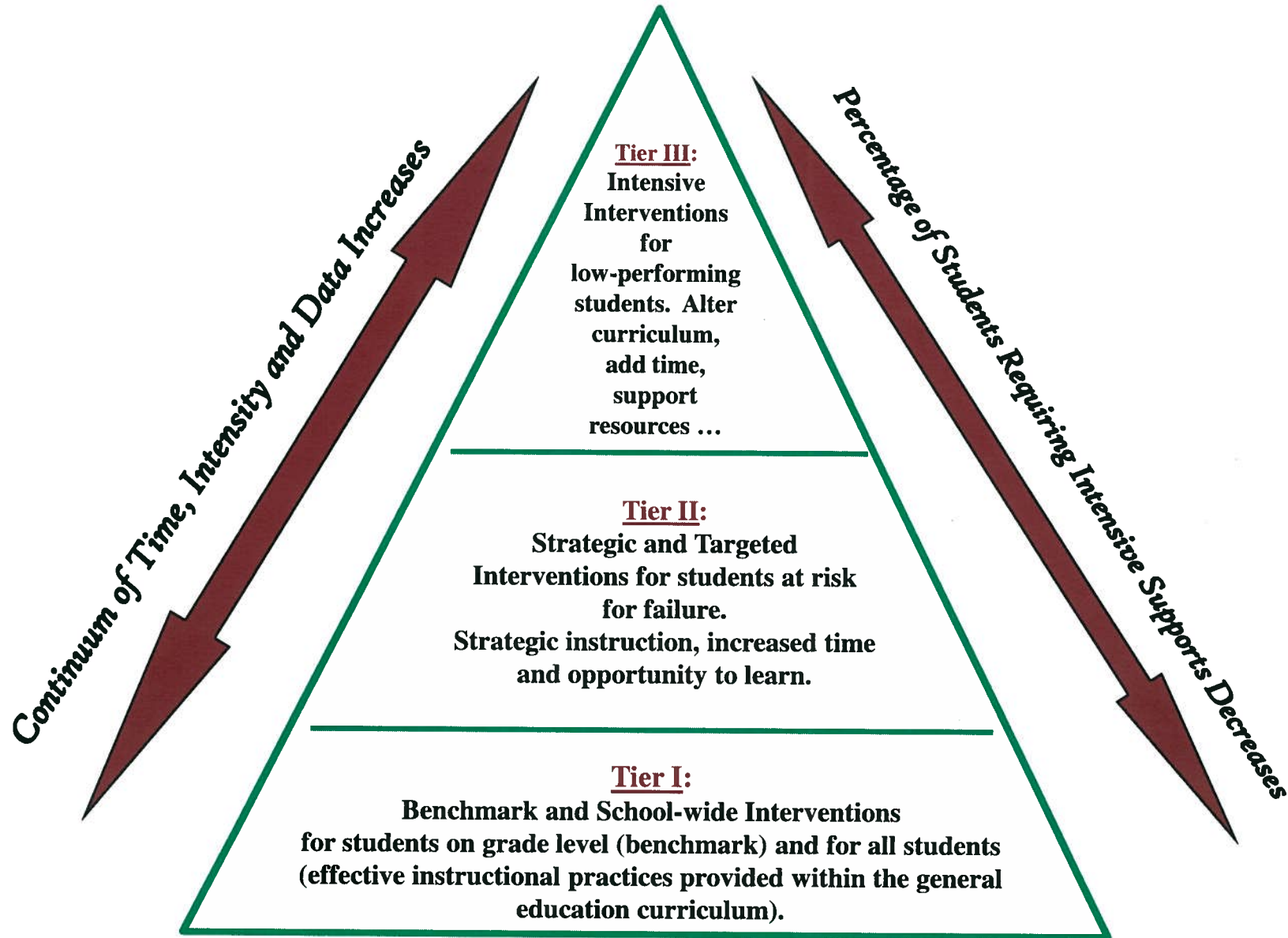
# Key Components of SRBI

---

- Data-driven decisions by teacher teams
- Universal screening of academics and behavior
- Multiple tiers of increasingly intense interventions
- Differentiated curriculum-tiered intervention strategy
- Use of scientifically research-based interventions
- Continuous monitoring of student performance
- Benchmark/outcome assessment



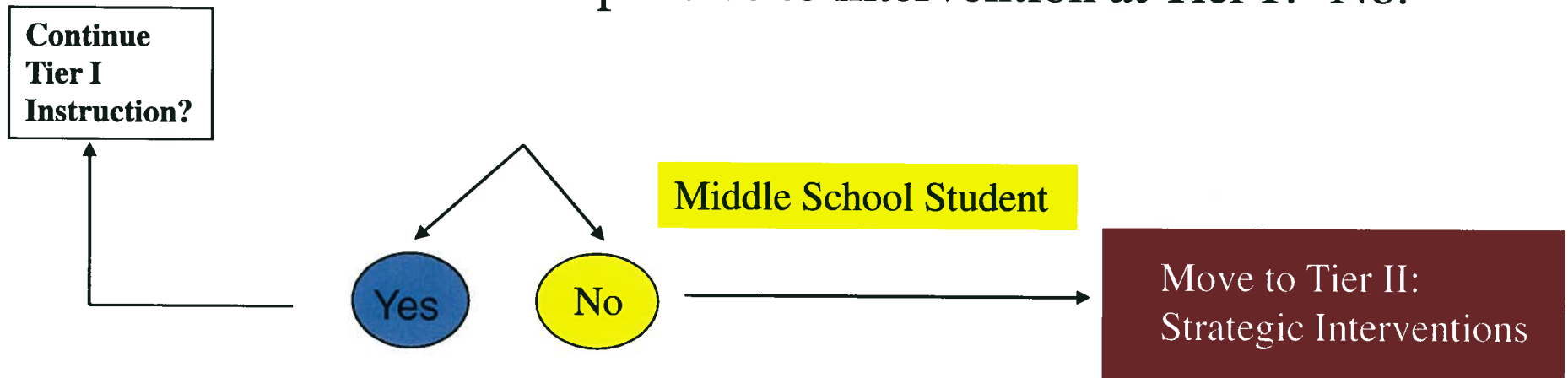
# SRBI Framework



# General Education Instruction for Middle School Student: Decision Model at Tier I

---

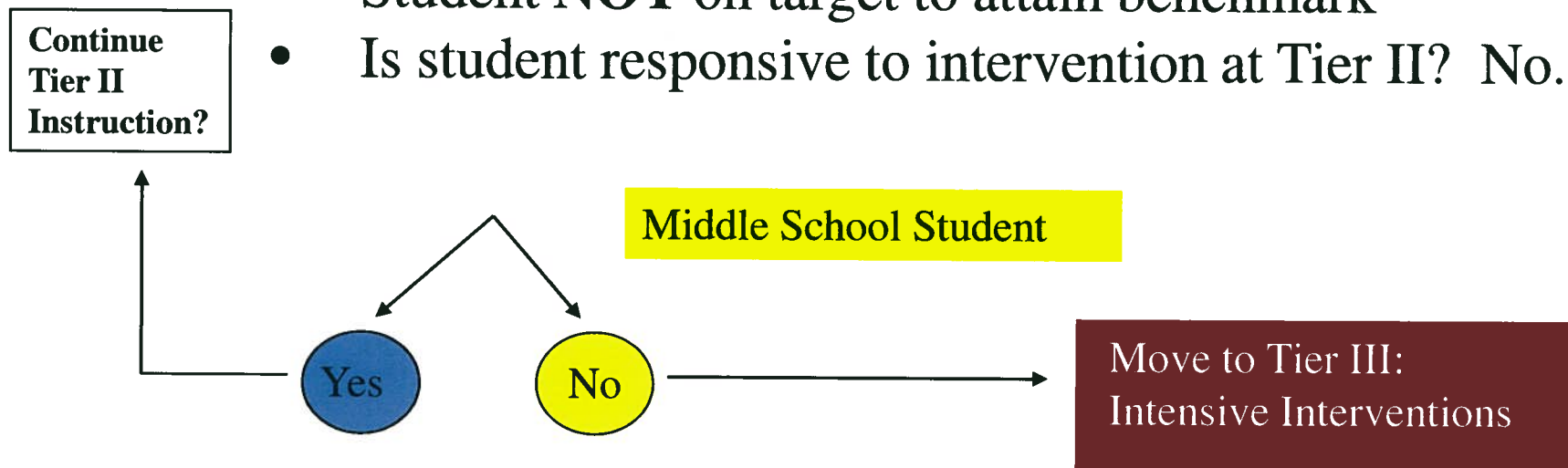
- Oral Reading Fluency = 20 wcpm
- Fall benchmark for some risk = 44 wcpm
- Is this student at risk? Yes.
- Current Tier 1 classroom instruction is **NOT** sufficient
- Is student responsive to intervention at Tier I? No.



# Strategic Intervention & Instruction for Middle School Student: Decision Model at Tier II

---

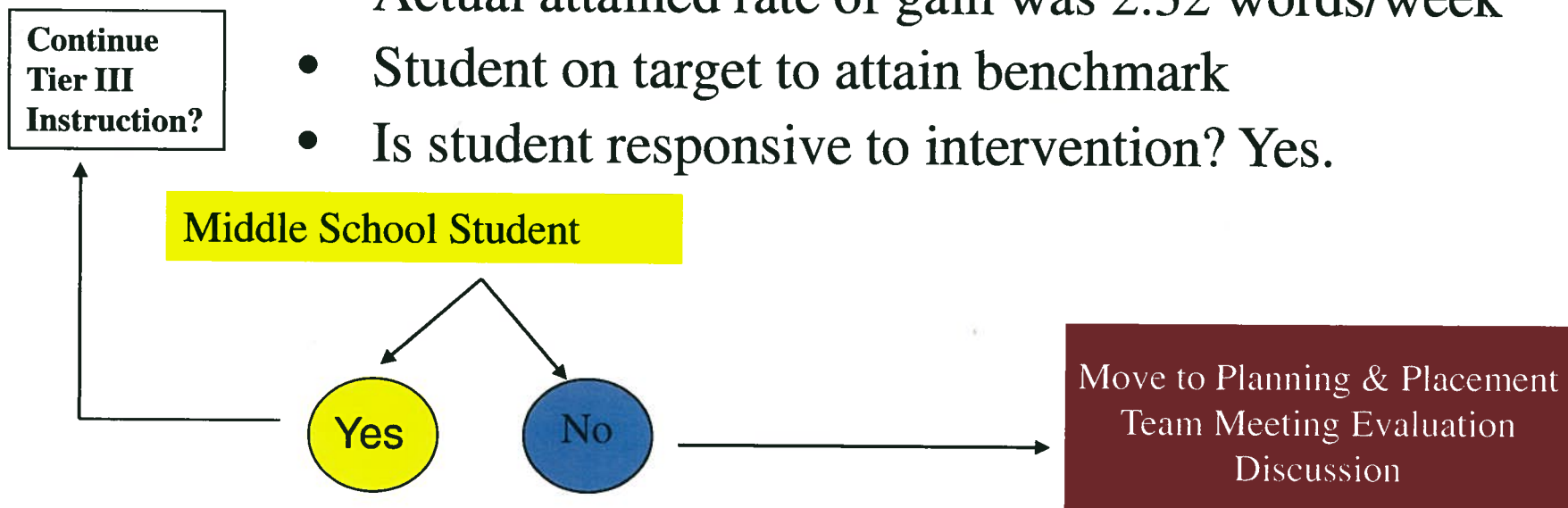
- Oral Reading Fluency = 24 wcpm
- Winter benchmark (still 8 weeks away) for some risk = 52 wcpm
- Target rate of gain over Tier I assessment is 1.5 words/week
- Actual attained rate of gain was 0.55 words/week
- Student **NOT** on target to attain benchmark
- Is student responsive to intervention at Tier II? No.

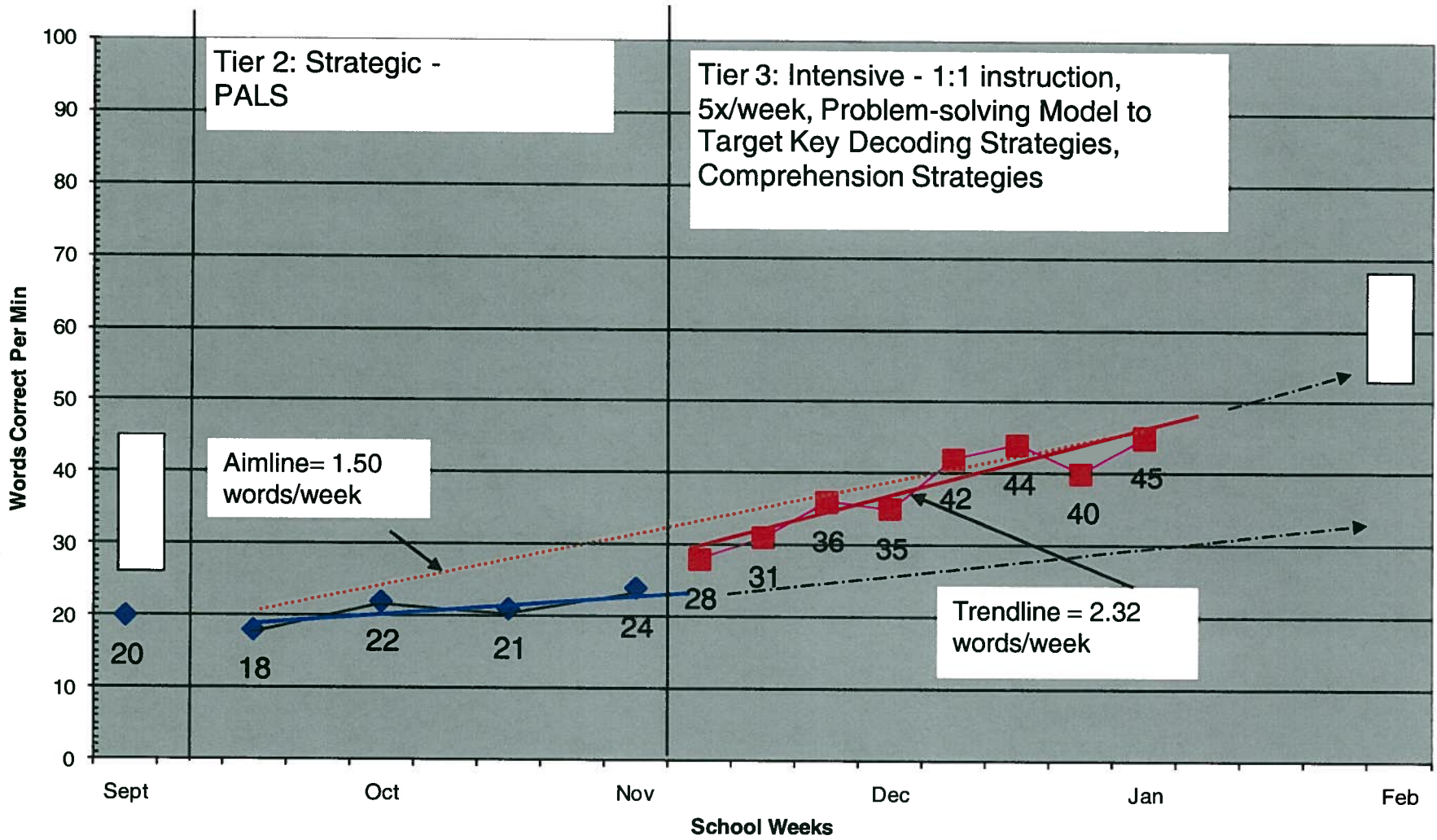


# Intensive Intervention & Instruction for Middle School Student: Decision Model at Tier III

---

- Oral Reading Fluency = 45 wcpm
- Winter benchmark (still four weeks away) for some risk = 52 wcpm
- Target rate of gain over Tier II assessment is 1.5 words/week
- Actual attained rate of gain was 2.32 words/week
- Student on target to attain benchmark
- Is student responsive to intervention? Yes.

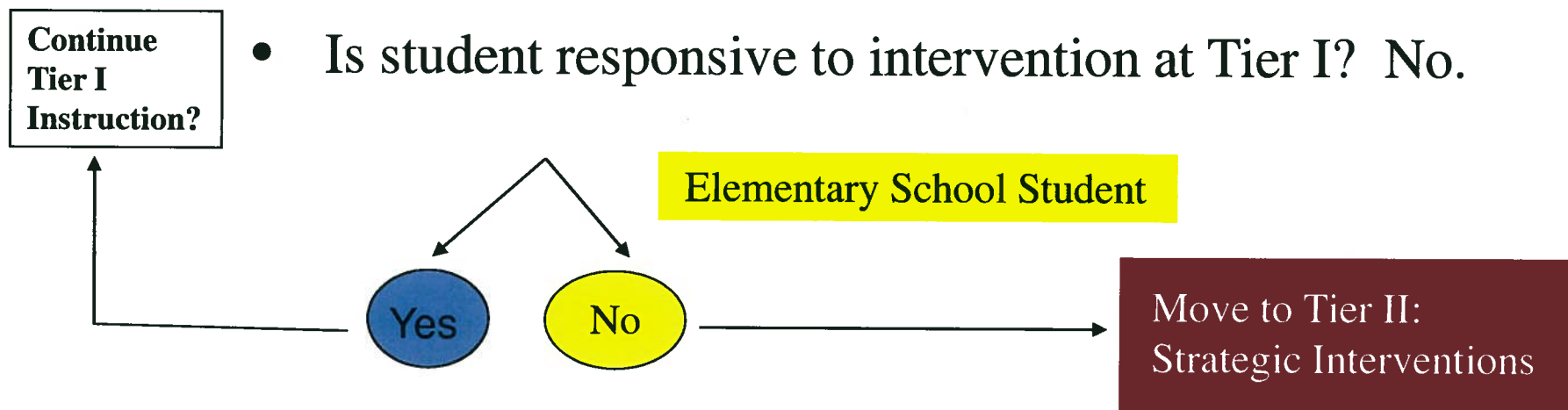




# General Education Instruction for Elementary School Student: Decision Model at Tier I

---

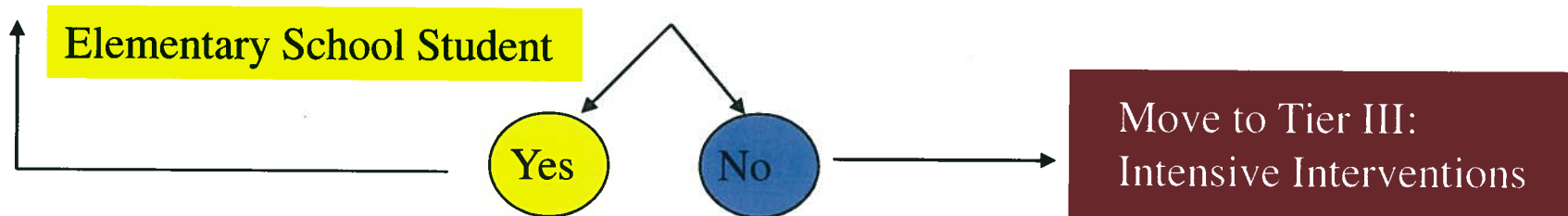
- Math achievement below benchmark, all strand areas = 10/09 - topic assessment score - 23% , 41% mid-year (grade level average = 81%)
- AIMSWEB math probe = 25-50 percentile
- Is this student at risk? Yes.
- Current Tier 1 classroom instruction is **NOT** sufficient
- Is student responsive to intervention at Tier I? No.



# Strategic Intervention & Instruction for Elementary School Student: Decision Model at Tier II

- Intervention and progress monitoring tools determined
- Daily small group math instruction
- Use of manipulatives to support understanding
- Word problems broken down
- Continue to monitor progress using AIMSWEB probes taken every two weeks
- Student IS on target to attain benchmark
- Is student responsive to intervention at Tier II? Yes.
- Continue Tier II interventions

Continue  
Tier II  
Instruction?



# Implementation and Consistency

---

- SRBI School Plans – Linked to School Improvement Plans
- District SRBI Plans for alignment and coordination of effort (Elementary → Middle → High School)
- Case studies used to monitor and evaluate effectiveness of SRBI Plans

